

Asian Journal of Phytomedicine and Clinical Research

Journal home page: www.ajpcrjournal.com



PHYTOCHEMICAL ANALYSIS OF *BRASSICA RAPA CHINENSIS* LINN. USING *IN VITRO* MODELS

M. Dharani*¹ and K. Kalaivani¹

¹*Department of Biochemistry, Kongunadu Arts and Science College, Coimbatore - 641029, Tamilnadu, India.

ABSTRACT

The methanolic extract of *Brassica Rapa Chinensis* (1mg/ml) leaves showed the presence of phytochemicals as Qualitative- secondary metabolites and Quantitative- Phenols, Flavonoids and Tannins and HPTLC analysis-Phenols, Flavonoids.

KEYWORDS

Phytochemicals, *Brassica Rapa Chinensis* and Bok choy.

Author for Correspondence:

Dharani M,

Department of Biochemistry,

Kongunadu Arts and Science College,

Coimbatore - 641029, Tamilnadu, India.

Email: dharani.biochem89@gmail.com

INTRODUCTION

Plant secondary metabolites such as flavonoids and terpenoids play an important role in the defence against free radicals^{1,2,3}. Recently, natural foods and food-derived antioxidants, such as vitamins and phenolic phytochemicals, against oxidative damage are considered beneficial for human health⁴.

Natural products isolate from medicinal plants can remain as essential components in the search for new medicines⁵. Herbalism is a traditional medicinal practice based on the use of plants and plant extracts⁶. These include aromatic substances, most of which are phenols or their oxygen substituted derivatives such as tannins. Many secondary metabolites, of which 12,000 have been isolated. The alkaloids serve as plant defense

mechanism against predation by microorganisms, insects and herbivores. The medicinal plants find applications in pharmaceutical, cosmetic, agricultural and food industries. Many of the herbs and spices are used by humans to season food to yield useful medicinal compounds.

Traditional medicine is an important source of potentially useful new compounds for the development of chemotherapeutic agents⁷.

Phytochemicals derived from plants are excellent antioxidants. The phytonutrients found in Bok choy are powerful antioxidants that are capable of strengthening your immune system. Intake of this vegetable could reduce the risk of osteoporosis.

The present study was undertaken to analyse the phytochemicals of the methanolic extract of Bok choy, *Brassica Rapa* Chinensis, both qualitatively and quantitatively.

MATERIAL AND METHODS

Preparation of the sample

Bok choy, *Brassica rapa* Chinensis was obtained from local department store, Coimbatore, Tamilnadu, India. The Fresh leaves were cleaned to remove adhering dust particles, washed under running tap water and rinsed with distilled water. The leaves were shade dried and powdered. 15g of dried powder was extracted in 150ml of methanol for 6 hours using a series of soxhlet extractor. The extract was filtered through Whatmann No.1 filter paper. The filtered sample was concentrated and dried under room temperature, which is denoted as methanolic extract of *Brassica rapa* chinensis. The extract yielded a green residue solid weighing 2.5g and was preserved in a refrigerator at 4°C until further experiments.

Chemicals and instruments

All chemicals used in this study were obtained commercially and were of analytical grade. HPTLC analysis of flavonoids and phenols of methanolic extract of *Brassica rapa* Chinensis was performed using Camag Linomat 5 HPTLC instrument at Dalmia Research centre, Coimbatore.

Phytochemical analysis

Phytochemical analysis of *Brassica rapa* Chinensis leaves such as Qualitative phytochemical analysis of the extract was done by the method of Peach and Tracey⁸ and Quantitative estimation of phenols was estimated by Singleton and Rossi⁹, flavonoids by the method of Lamaison and Carnat¹⁰ and tannins by Robert¹¹ were analyzed. HPTLC analysis of flavonoids and phenols of methanolic extract of *Brassica rapa* Chinensis was performed using Camag Linomat 5 HPTLC instrument at Dalmia Research centre, Coimbatore.

RESULTS AND DISCUSSION

Preliminary phytochemical screening revealed the presence of major secondary metabolites. The phytochemical analysis of methanolic extract of *Brassica rapa* Chinensis leaves showed the presence of alkaloids, phytosteroids, phenols, flavonoids, tannins and carbohydrates (Table No.1). The methanolic extract of *Brassica rapa* Chinensis leaves was evaluated for their biochemical constituents such as phenols, flavonoids and tannins, and the results are presented in Table No.2. The content of phenolic in the *Brassica rapa* Chinensis was found to be 0.635 ± 0.01 mg/g. Polyphenols are products of secondary metabolism of plants and ubiquitous in all plant organs. They arise biogenetically from two main synthetic pathways the shikimate and the acetate pathway¹². Phenolic compounds are known to be powerful chain-breaking antioxidants¹³. It had been reported that the antioxidant activity of plant materials is well correlated with the content of their phenolic compounds¹⁴.

The flavonoid content was found to be 0.012 ± 0.005 mg/g. Numerous studies have showed the consumption of foods high in phenolics can reduce the risk of heart disease by slowing the progression of atherosclerosis due to their antioxidative properties¹⁵. The tannins content was found to be 0.347 ± 0.01 mg/g.

During growth and maturation period in plants some substances can be found in structure of them which they have essential role in plant fortune.

These substances are called plants secondary metabolites. One of the most important of secondary metabolites is tannins. Hydrolyzable tannins (decomposable in water, with which they react to form other substances), yield various water-soluble products, such as gallic acid and protocatechuic acid and sugars. Gallotannin or common tannic acid, is the best known of the hydrolyzable tannins¹⁶.

Polyphenolic compounds have an important role in stabilizing lipid oxidation and are associated with antioxidant activity¹⁷. The phenolic compounds may contribute directly to antioxidative action¹⁸. It is suggested that polyphenolic compounds may exhibit inhibitory effects on mutagenesis and carcinogenesis in humans¹⁹.

Flavonoid antioxidants function as scavengers of free radicals by rapid donation of hydrogen atom radicals. Many of the pharmacological effects of flavonoids are related to their interaction with

several enzymes^{20,21} and to their antioxidant activity, which can be due to their ability to scavenge free radicals^{22,23} to chelate metal ions²⁴ and to synergistic effects with other antioxidants.

The above results indicated the presence of considerable levels of pharmacologically important secondary metabolites such as phenols, flavonoids and tannins.

The results of the HPTLC analysis showed that the methanolic extract of *Brassica rapa* Chinensis leaves were found to be rich in phenols and flavonoids. Hence, the methanolic extract of *Brassica rapa* Chinensis leaves may possess radical scavenging capacity, and can serve as antioxidant by donating an electron and serving as a quencher.

The present investigation showed the phytochemicals present in methanolic extract of *Brassica rapa* Chinensis leaves.

Table No.1: Screening of phytochemicals in methanolic extract of *Brassica rapa* Chinensis leaves

S.No	Test	Result
1	Alkaloids	+
2	Phytosteroids	+
3	Phenols and Flavonoids	+
4	Tannins	+
5	Carbohydrates	+

Table No.2: Levels of phytochemical constituents in the methanolic extract of *Brassica rapa* Chinensis leaves

S.No	PHENOLS (mg/g)	FLAVONOIDS (mg/g)	TANNINS (mg/g)
1	0.635 ± 0.01	0.012± 0.005	0.347±0.01

Table No.3: HPTLC Peak table analysis for the phenolic profile of methanolic extract of *Brassica rapa* Chinensis

S.No	Track	Peak	Rf	Height	Area	Assigned substance
1	STD	1	0.71	660.2	15074.3	Quercetin standard
2	MEBRC	1	0.06	118.7	3343.9	Unknown
3	MEBRC	2	0.10	163.6	3078.0	Unknown
4	MEBRC	3	0.13	264.3	9637.2	Phenolic 1
5	MEBRC	4	0.21	163.9	4868.1	Phenolic 2

6	MEBRC	5	0.28	110.9	3010.7	Phenolic 3
7	MEBRC	6	0.34	12.0	386.1	Phenolic 4
8	MEBRC	7	0.42	41.1	1393.7	Phenolic 5
9	MEBRC	8	0.53	47.3	1810.6	Phenolic 6
10	MEBRC	9	0.60	97.5	2603.2	Phenolic 7
11	MEBRC	10	0.65	125.5	3347.5	Phenolic 8
12	MEBRC	11	0.72	148.3	4948.3	Phenolic 9
13	MEBRC	12	0.65	125.5	3347.5	Phenolic 10
14	MEBRC	13	0.72	148.3	4948.3	Phenolic 12
15	MEBRC	14	0.97	126.8	4016.6	Phenolic 13

Table No.4: HPTLC Peak table analysis for the flavonoid profile of methanolic extract of *Brassica rapa* Chinensis

S.No	Track	Peak	Rf	Height	Area	Assigned substance
1	STD	1	0.45	335.4	13222.6	Rutin standard
2	MEBRC	1	0.03	15.6	102.7	Unknown
3	MEBRC	2	0.09	137.7	6425.9	Flavonoid 1
4	MEBRC	3	0.18	11.1	192.9	Flavonoid 2
5	MEBRC	4	0.34	145.7	5830.8	Flavonoid 3
6	MEBRC	5	0.52	25.1	893.5	Flavonoid 4
7	MEBRC	6	0.58	69.9	3851.7	Flavonoid 5
8	MEBRC	7	0.77	20.3	955.1	Flavonoid 6
9	MEBRC	8	0.96	59.3	1584.6	Flavonoid 7




Figure No.1: Chromatogram of phenols

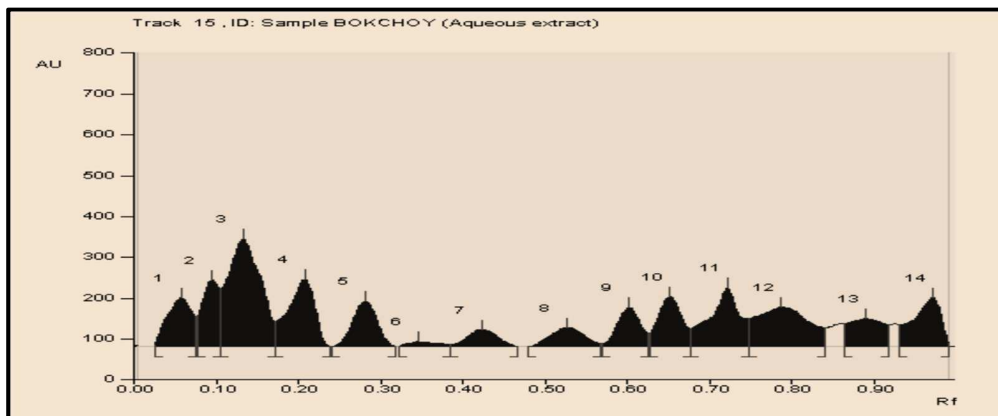


Figure No.2: Methanolic extract of *Brassica rapa* Chinensis leaves Peak densitogram display (Scanned at 254nm)




Figure No.3: Chromatogram of flavonoids

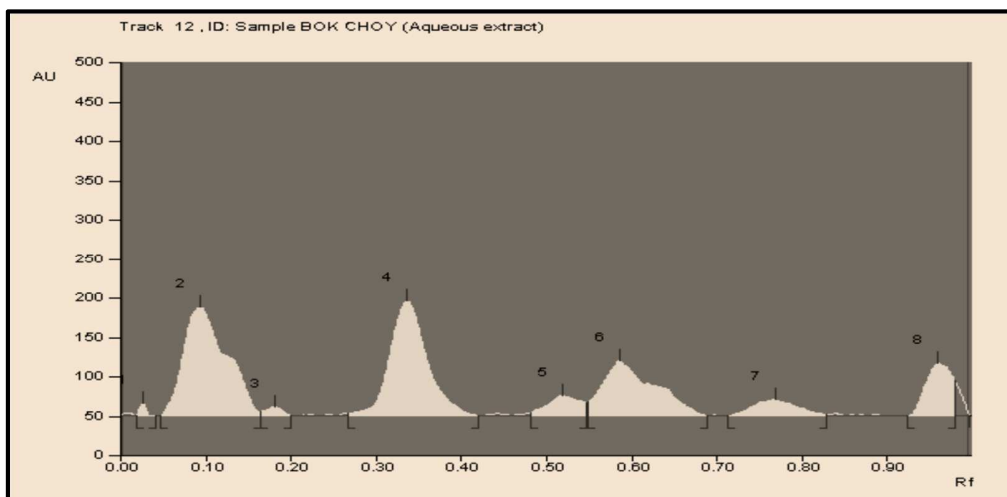


Figure No.4: Methanolic extract of *Brassica rapa* Chinensis Peak densitogram display (Scanned at 254nm)

CONCLUSION

The phenolic and flavonoid content of the methanolic extract were estimated and the extract was also analysed by HPTLC to obtain the phenolic and flavonoid profile. The results should that the methanolic extract was found to contain significant quantities of phenols and flavonoids.

Biologically active metabolites represent a therapeutic revival, they bring adjuvant therapy to conventional treatment synergizing and potentiating classical treatments as chemotherapy. They may bring a paradigm shift in our medical way to maintain health in patients, not only focusing on treating the problem when it occurs, but also by preventing its occurrence. Recent research is focusing much on the pharmacological aspects of plants. Thus it could be said the *Brassica rapa* Chinensis has a very high therapeutic potential and stands as a potent source for scientific investigations.

The methanolic extract of *Brassica rapa* Chinensis leaves may be a useful antitumor agent which might be due to the presence of the secondary metabolites and other phytochemicals.

ACKNOWLEDGEMENT

The authors are thankful to the Management of Kongunadu Arts and Science College, Coimbatore, Tamilnadu, India.

CONFLICT OF INTEREST

We declare that we have no conflict of interest.

FUTURE SCOPE

A Systemic approach is needed for identifying the structure of active constituent's presents in *Brassica rapa* Chinensis.

BIBLIOGRAPHY

1. Devasagayam T P A, Sainis K B. Immune system and antioxidants, especially those derived from Indian medicinal plants, *Indian Journal of Experimental Biology*, 40(6), 2002, 639-655.
2. Govindarajan R, Vijayakumar M, Pushpangadan P. Antioxidant approach to disease management and the role of 'Rasayana' herbs of Ayurveda, *Journal of Ethno pharmacology*, 99(2), 2005, 165-178.
3. Park E J, Pezzutto J M. Botanicals in cancer chemoprevention, *Cancer and Metastasis Reviews*, 21(3-4), 2002, 231-255.
4. Kumar A P, Kumar U. Pharmacognostic and Phytochemical investigation of aerial parts of *Artemisia pallens* Wall ex, *Dc, Phcogj*, 2(9), 2010, 285-288.
5. Balunas M J, Kinghorn A D. Drug discovery from medicinal plants, *Life Sci*, 78(5), 2005, 431-41.
6. Acharya D, Shrivastava A. Indigenous Herbal Medicines: Tribal Formulations and Traditional Herbal Practices, *Aavishkar Publishers Distributor*, Jaipur- India, 1st Edition, 2008, 440.
7. Elumalai E K, Ramachandran M, Thirumalai T, Vinothkumar P. Antibacterial activity of various leaf extracts of *Merremiaemarginata*, *Asian Pac J Trop Biomed*, 1(5), 2011, 406-408.
8. Paech D, Tracey M V. Modern methods of plant analysis, 4th edition, 1955, 371-373.
9. Singleton V L, Rossi J A. Colorimetry of total phenolics with phosphotungstic acid reagents, *Am. J. Enol. Viticul*, 16(3), 1965, 144-158.
10. Lamaison J L C, Carnet A. Teneurs en principaux flavonoids des fleurs de *Crataegeusmonogyna* Jacq et de *Crataegeuslaevigata* (Poiret D.C) en fonction de la vegetation, *Pharm. Acta. Helv*, 65(3), 1990, 315-320.
11. Robert E B. Method for estimation of tannin in grain sorghum, *Agro J*, 63(3), 1971, 511-512.
12. Bravo L. Polyphenols: chemistry, dietary sources, metabolism and nutritional significance, *Nutr. Rev*, 56(11), 1998, 317-333.

13. Shahidi F, Wanasundara P D. Phenolic antioxidants, *Crit. Rev. Food Sci. Nutri*, 32(1), 1992, 67-103.
14. Velioglu Y S, Mazza G, Gao L, Oomah B D. Antioxidant activity and total phenolics in selected fruits, vegetables and grain products, *J. Agric. Food Chem*, 46(10), 1998, 4113-4117.
15. Visioli F, Borsani L, Galli C. Diet and prevention of coronary heart disease: The potential role of phytochemicals, *Cardiovasc. Res*, 47(13), 2000, 419-425.
16. Waghorn G C. Beneficial and detrimental effects of dietary condensed tannins for sustainable sheep and goat production-Progress and challenges, *Anim. Feed Sci. Technol*, 147(1-3), 2008, 116-139.
17. Yen G C, Duh P D, Tsai C L. Relationship between antioxidant activity and maturity of peanut hulls, *J. Agric. Food Chem*, 41(1), 1993, 67-70.
18. Duh P D, Tu Y, Yen G C. Antioxidant activity of water extract of Harng Jyur (*Chrysanthemum morifolium* Ramat), *LWT*, 32(5), 1999, 269-277.
19. Tanaka M, Kuei C W, Nagashima Y, Taguchi T. Application of antioxidative mailrad reaction products from histidine and glucose to sardine products, *Nippon Suisan Gakkai Shi*, 54(8), 1998, 1409-1414.
20. Laughton M J, Evans P J, Moroney M A, Hoult J R S, Halliwell B. "Inhibition of mammalian 5-lipoxygenase and cyclooxygenase by flavonoids and phenolic dietary additives-Relation to antioxidant activity and to iron reducing ability", *Biochem. Pharmacol*, 42(9), 1991, 1673-1681.
21. Di Carlo G, Mascolo N, Izzo A, Capasso F. "Flavonoids: old and new aspects of a class of natural therapeutic drugs", *Life Sci*, 65(4), 1999, 337-353.
22. Bors W, Saran M. "Radical scavenging by flavonoid antioxidants", *Free Radic. Res. Comms*, 2(4-6), 1987, 289-294.
23. Mira L, Silva M, Rocha R, Manso C F. Measurement of relative antioxidant activity of compounds: a methodological note, *Redox Report*, 4(1-2), 1999, 69-74.
24. Van Acker S A, Van Den Berg D J, Tromp M N, Griffioen D H, Van Bennekom W P, Van Der Vijgh W J, Bast A. "Structural aspects of antioxidant activity of flavonoids", *Free Radic. Biol. Med*, 20(3), 1996, 331-342.

Please cite this article in press as: Dharani M and Kalaivani K. Phytochemical analysis of *Brassica rapa chinensis* Linn. using *in vitro* models, *Asian Journal of Phytomedicine and Clinical Research*, 4(2), 2016, 92-98.