

Asian Journal of Phytomedicine and Clinical Research

Journal home page: www.ajpcrjournal.com



AGARICUS BISPORUS (FUNGI): CHEMICAL CONSTITUENTS AND PHARMACOLOGICAL ACTIVITIES-A REVIEW

Navneet Kumar Verma*¹, Abhay Pratap Singh¹, Virendra Kumar Singh²

¹Department of Pharmacy, Kailash Institute of Pharmacy and Management, GIDA, Gorakhpur, Uttar Pradesh, India.

²Faculty of Pharmacy, Sherwood College of Pharmacy Barabanki, Uttar Pradesh, India.

ABSTRACT

Mushrooms (*Agaricus bisporus*) have been used from many years as a conventional source of natural bioactive compounds and have many potential components which is used to prepare lot of cosmetics products. The ingredients present in *Agaricus bisporus* are beneficial to the skin and hair. The ingredients presents in *Agaricus bisporus* are as follows: Polysaccharides, Vitamins, Phenolics, Polyphenolics, Terpenoids, Selenium and Volatile organic compounds. *Agaricus bisporus* show excellent Pharmacological activities such as antidiabetic, antioxidant, anti-aging, anti-wrinkle, skin whitening, and moisturizing effects, which make them ideal candidates for cosmetics products. Lectins participate crucial role in biological processes such as cellular signaling, scavenging of glycoproteins from the circulatory system, cell–cell interactions in the immune system, differentiation and protein targeting to cellular compartments, as well as in host defence mechanisms, inflammation, and cancer. Along with all the sources of lectins, plants have been most extensively studied. However, more recently fungal lectins have attracted considerable attention due to their antitum or, antiproliferative and immunomodulatory activities. Only 10% of mushroom species have been taxonomically classified, mushrooms represent an enormous unexplored source of potentially useful and novel lectins.

KEYWORDS

Mushrooms (*Agaricus bisporus*), Antidiabetic, Anti-aging, Antioxidant and Skin whitening.

Author for Correspondence:

Navneet Kumar Verma,
Department of Pharmacy,
Kailash Institute of Pharmacy and Management,
GIDA, Gorakhpur, Uttar Pradesh, India.

Email: navneet_its04@rediffmail.com

Available online: www.uptodateresearchpublication.com

INTRODUCTION

Mushrooms (*Agaricus bisporus*) are an assemblage of fleshy macroscopic fungi. They have a distinctive fruiting stiff that could by hypogenous, large adequate to be seen by naked eyes and to be touch by hands. Edible mushrooms (*Agaricus bisporus*), are ideal small calorie foods for diabetic patients since they contain very small amounts of fats cholesterol low levels of carbohydrates, April – June

elevated content of protein, vitamins and minerals. Mushrooms (*Agaricus bisporus*) compounds are suitable functioning of the liver, Pancreas and other endocrinal gland thereby promoting creation of insulin and related hormones which ensure healthy metabolic functioning. Beta glucans (Polysaccharides), contained in mushrooms have the capacity to restore the function of pancreatic tissues by causing increased insulin output by β -cells which leads to lowering of glucose levels in the blood. It has also been shown to develop the sensitivity of peripheral tissues to insulin. Mushrooms consumption markedly decreases the lipid levels including total cholesterol, total triglyceride and low- density lipoproteins and increase the level of high- density lipoproteins¹. The chemical constituents of mushrooms have been described to have been used in many diseases including cancer, hypertension, metabolic syndrome and cardiovascular diseases. Many studies have focused on their immunomodulatory and anti-tumor effects because mushrooms may contain a diverse array of biologically active metabolites (β -D-glucans, immunomodulatory proteins, secondary metabolites) with well-known immune enhancing capabilities. Some drugs are also hypoglycemic agents (anti-diabetes agents), like insulin, Metformin, tolbutamide, gliclazide, phenformin, troglitazone and Rosiglitazone, exenatide are the mainstay in the treatment of diabetes and are effective in controlling hyperglycemia. Because, these anti-diabetic agents may have harmful side-effects, fail to significantly alter the course of diabetic complications and there is insufficient knowledge on the pharmacological condition of the disease. Therefore, natural antidiabetic drugs from medicinal plants have involved a large deal of attention. Admittedly, diabetes mellitus is a hormonal disorder which should have no treatment, only it can be controlled or prevented with appropriate lifestyle adaptations including exercise, appropriate food and health relevant environments. Certainly healthy foods rich in various components of medicinal properties which provide a means to good health. Edible and medicinal mushrooms are

included under functional foods and therefore a good solution to controlling diabetes and a potent source of biologically active compounds with anti-diabetic effects. Many mushroom species appear to be effective for both the control of blood glucose levels and the modification of the course of diabetic complications. *Agaricus bisporus* is a popular edible mushroom worldwide. The mushroom has prospective anti-inflammatory, hypoglycemic and hypocholesterolemic effects due to presence of high amounts of acidic polysaccharides, dietary fibre, and antioxidants, such as vitamins C, B12, and D; folate, ergothioneine; and polyphenol. White button mushrooms may provide innate immunity against tumors and viruses, and can reduce high concentrations of blood cholesterol levels, hypercholesterolemia, can lead to a progression of hyperglycemia/ type 2 diabetes in humans and animals, if intake is high. Cholesterol directly effects β -cell metabolism and that may contribute to β -cell dysfunction and the onset of diabetes. Epidemiological studies put forward that higher levels of dietary fibre intake play a significant protective role with respect to diabetes, in lowering the dietary glycemic load and shows potent hypocholesterolemic effects. Diabetic rats fed *Agaricus bisporus* fruiting bodies have significant anti-glycemic and anti-hypercholesterolemic effects. Furthermore, *Agaricus bisporus* have a positive response on lipid metabolism and liver function. While soluble dietary fibre is the most likely candidate in lowering blood glucose levels and cholesterol levels, other constituents, such as anti-oxidants (polyphenol, vitamin C, and ergothioneine), proteins, and polysaccharides may also play an important role².

Phytochemical compounds

Literature indicates that mushrooms have phytochemicals compound such as Alkaloid, Carbohydrates, steroids, glycosides, flavonoids, protein, amino acids, phenols, Saponins, triterpenoids presented^{3,4} Pantothenic acid⁵, Riboflavin⁵, Niacin⁵, Vitamin C⁵, Chitin⁶, Beta glucan⁶, Vitamin D⁷.

Nutritional Value

The nutritional value of the *Agaricus bisporus* originates from its chemical composition. The crude protein, Carbohydrates, fat, Dietary fiber, Sugars, Fat, Protein, Water, Pantothenic acid (B5), Riboflavin (Vit. B2), Niacin (Vit. B3), Vitamin C, Iron and ash contents as well as the amino acid composition are favourable⁸. The remarkable level of phosphorus and the very low Na are present in the *Agaricus* sp. contains 85-90% water of its dry matter. However, quantity of water is greatly influenced by ratio and temperature throughout growth and storage. Protein is that the most important part that contributes to a great deal of organic process price of food. Protein varies from 34% to 44% of total dry weight in *Agaricus* sp⁹. The crude fat content ranges from 1-20% of total dry weight. Besides protein, a large variety of free and combined fatty acids are present in *A.bisporus* with high concentration of palmitic acid, stearic acid and oleic acid¹⁰. The major active compound found in the ethyl acetate fraction is unsaturated fatty acids such as linoleic acid, linolenic acid and conjugated linoleic acid. Fresh mushroom contains comparatively great amount of carbohydrates i.e.3-28%, significantly pentoses, hexoses, disaccharides and trehalose (a mushroom sugar)¹¹. They appear as a decent supply of many vitamins (thiamin, riboflavin, niacin, biotin, ascorbic acid, vitamin A, B, C, D, and minerals (sodium, potassium, calcium, iron, etc), essential amino acids (methionin, citrullin, ornithin)¹². Lectins are a diverse group of carbohydrate-binding proteins commonly present in animals, plants, and microorganisms. Lectins can act as mediators of cellular and molecular recognition in a wide range of biological systems¹³.

PHARMACOLOGICAL ACTIVITIES

Antibacterial and Antifungal Activity

The antimicrobial effect of extracts of *A.bisporus* was tested against Gram-positive and Gram negative bacteria and one species of yeast. The Gram-positive bacterium is more prominent. This can be because of the influence of temperature that disturbed the compound that is accountable for the

activity. The ethanol extracts of *A.bisporus* exhibited anti-candidal activity against *C.albicans*^{14,15}.

Anticancer activity

The glycoprotein from the common mushroom fungus genus *bisporus*, the most popular edible species in western countries, has potent antiproliferative effects on human epithelial cancer cells, without any apparent cytotoxicity. The lectin from *Agaricus bisporus* (ABL) has antiproliferative effects on a range of cell types. ABL caused a dose-dependent inhibition of proliferation and lattice contraction without significant toxicity. ABL might be especially useful where subtle modification of healing is needed, as in eye surgery for glaucoma^{16,12}. Selenium is a necessary element for humans and animals. The work of Clark, *et al*¹⁷. involving the role of selenium in cancer chemoprevention. Mushrooms provide more selenium than other foods in the fruit and vegetables food group and can be a source of this essential mineral for vegetarians¹⁷. Selenium has a possible role to prevention of cancer through antioxidant protection and /or increased immune function. There is evidence from human studies to suggest that selenium may reduce the incidence of cancer when taken in higher doses. Intervention trials have also show benefit with selenium in reducing cancer, specifically in the liver, prostate, colon, and lung, with the greatest benefits in those with lowest selenium status¹⁸. The study was shown that white button mushrooms has suggested that they may be a useful chemo preventive agent against breast cancer, as they suppress aromatas/oestrogen biosynthesis. Aromatase is an enzyme that converts androgen to oestrogen. Increased expression of aromatase in breast tissue is considered to be a risk factor for breast cancer. Chen and colleagues found that of the seven vegetable extract tested, mushroom extract was the most effective in inhibiting the activity of this enzyme¹⁹. Maturation of Bone Marrow-Derived Dendritic Cells (Dc) White button mushroom (WBM) promotes DC maturation and these mushroom –treated DC are more effective in

activating specific T cell responses through an improvement in their antigen-presenting function. This effect of mushroom could have significant implications in inducing both innate and adaptive immunity against tumor development and microbial infection²⁰.

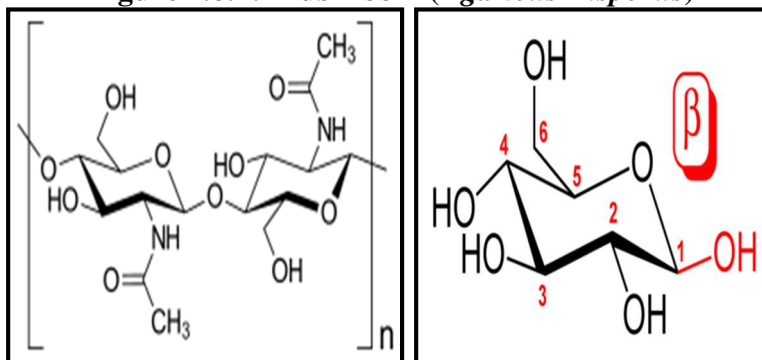
The genoprotective effect

A.bisporus is the most widely cultivated and consumed edible mushroom. A. bisporus fruit bodies prevented H₂O₂-induced oxidative damage to cellular DNA A. bisporus is associated with a heat-labile protein, designated FIIB-1, present in the fruit body and which has been identified as tyrosinase. The genoprotective effect associated with cold water extracts of the edible mushroom, Agaricus bisporus, is correlated with tyrosinase activity found in the mushroom fruit bodies. The genoprotective effect of A. bisporus tyrosinase is dependent upon the enzymic hydroxylation of tyrosine to L-DOPA and subsequent conversion of this metabolite to dopaquinone²¹.

Adverse effects Some studies have revealed that raw A. bisporus - along with some other edible mushrooms contains small amounts of carcinogenic hydrazine derivatives, including agaritine and gyromitrin. However, the research also noted when cooked, these compounds were reduced significantly. Consumption of the Agaricus species mushrooms has increased considerably in Japan as the Japanese have become accustomed to Western cooking²². The fungus genus species mushroom contains reducing agent derivatives called Agaritine. Bladder implantation was performed to check the cancer potential of the fungus genus species mushroom that contains massive quantities of Agaritine. The wood alcohol extract of contemporary mushrooms (Agaricus bisporus) and synthesized Agaritine were found to be considerably cancer on the mouse bladder epithelial tissue by the bladder implantation check with a probability of less than 0.01²³.

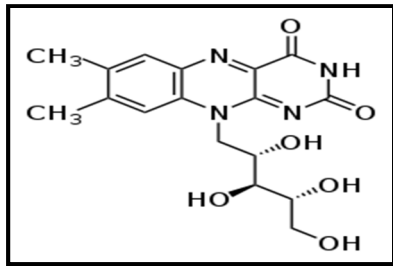


Figure No.1: Mushroom (*Agaricus Bisporus*)

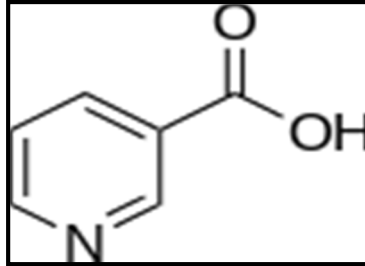


Chitin

Beta-glucan



Riboflavin



Niacin

CONCLUSION

The review demonstrates that agaricus bisporus have a great potential for the production of useful bioactive metabolites and those they are a prolific resources for drugs. The accountable bioactive compounds belong to many chemical teams. Agaricus bisporus possess a high variety of bioactive compounds, and therefore of pharmacological effects. The market opened up recently in the USA and Europe to higher fungi providing good health. Hundreds of papers discuss Basidiomycota therapeutic indications chiefly growth, antidiabetic, antimicrobial, immune-stimulating, anti-inflammatory and antioxidant effects as well as in cardiovascular. Mushroom metabolites process new generations of pharmacologically active compounds, ought to positively facilitate fill a number of the weaknesses of current therapeutic arsenal and develop it against gift and future therapeutic challenges.

ACKNOWLEDGEMENT

The authors wish to express their sincere gratitude to Department of Pharmacy, Kailash Institute of Pharmacy and Management, GIDA, Gorakhpur, Uttar Pradesh, India, for providing necessary facilities to carry out this Review work.

CONFLICT OF INTEREST

We declare that we have no conflict of interest.

BIBLIOGRAPHY

1. Amandip Kaur, Gurpaul Singh Dhingra, Richa Shri. Antidiabetic potential of mushrooms, *Asian J. Pharma. Res*, 5(2), 2015, 111-125.
2. Dilani D. De Silva, Sylvie Rapior, Kevin D. Hyde and Ali H. Bahkali. Medicinal mushrooms in prevention and control of diabetes mellitus, *Fungal Diversity*, 56(1), 2012, 1-29.
3. Ram Chandra, Pandey V N and Singh H B. Extract of white button mushroom (*Agaricus bisporus*) for bio-medicinal molecules, *CIB Tech Journal of Pharmaceutical sciences*, 1(1), 2012, 9-11.
4. Mariappansenthikumar, Vinayagamsrividhya, Durai Mahalakshmi. Phytochemical screening of bioactive compounds from pleurotusostreatuskumm, An wild edible mushroom, *WJPR*, 4(05), 2015, 1603-1618.
5. Dhamodharam G and Mirunalini S. A Novel medicinal characterization of *Agaricus bisporus*, *Pharmacology online*, 2, 2010, 456-463.
6. Nasiri F, Ghiassi Tarzi B. Comparative study on some Chemical compounds of Button Mushroom's (*Agaricus Bisporus*) Cap and Stipe during the first to third flushes, *Annals of Biological Research*, 3(12), 2012, 5677-5680.
7. Katherine M. Phillips, Ronald L. Horst, Nicholas J. Koszewski, Ryan R. Simon. Vitamin D₄ in mushrooms, *Plos one*, 7(8), 2012, e40702.
8. Ying J, Mao X, Ma Q, Zong Y, Wen H. Icons of medicinal fungi from China, *Science Press*, 1987, 307.
9. Grube B J, Eng E T, Kao Y C, Kwon A, Chen S. White button mushroom phytochemicals inhibit aromatase activity and breast cancer

- cell proliferation, *J Nutr*, 131(12), 2001, 3288-3293.
10. Sadler M. Nutritional properties of edible fungi, *British Nutrition Foundation Nutrition Bulletin*, 28(3), 2003, 305-308.
 11. Regina Prado Zanes Furlani, Helena Teixeira Godoy. Vitamins B1 and B2 contents in cultivated mushrooms, *Food Chemistry*, 106(2), 2008, 816-819.
 12. Irazoqui F J, Zalazar F E, Nores G A, Vides M A. Agaricus bisporus lectin binds mainly Oglycans but also N-glycans of human IgA subclasses, *Glycoconjugate J*, 14(3), 1997, 313-319.
 13. Presant C A, Kornfeld S. Characterization of the cell surface receptor for the Agaricus bisporus hemagglutinin, *J Biol Chem*, 247(21), 1972, 6937-6945.
 14. John Frederick Grove. Volatile compounds from the mycelium of the mushroom Agaricus bisporus, *Phytochemistry*, 20(8), 1981, 2021-2022.
 15. Hong F, Yan J, Baran J T, Allendorf D J, Hansen L D, Ostroff D F *et al.* Mechanism by which orally administered β -1, 3-glucans enhance the tumoricidal activity of antitumor monoclonal antibodies in murine tumor models, *J Immunol*, 173(2), 2004, 797-806.
 16. Yu L G, Fernig D G, White M R, Spiller D G *et al.* Edible mushroom (Agaricus bisporus) lectin, which reversibly inhibits epithelial cell proliferation, blocks nuclear localization sequence-dependent nuclear protein import, *J Biol Chem*, 274(8), 1999, 4890-4899.
 17. Clark L C, Combs G F, Turnbull B W *et al.* Effects of selenium supplementation for cancer prevention in patients with carcinoma of the skin, A randomized controlled trial, Nutritional Prevention of Cancer Study Group, *JAMA*, 276(24), 1996, 1957-1963.
 18. Spolara M R, Schaffer E M, Beelman R B and Milner J A. Selenium-enriched Agaricus bisporus mushrooms suppress 7, 12-dimethylbenz[a] anthracene bioactivation in mammary tissue, *Journal of Chromatography*, 1101(1-2), 2006, 94-102.
 19. Sun X Z, Zhou D, Chen S. Autocrine and paracrine actions of breast tumor aromatase, A three-dimensional cell culture study involving aromatase transfected MCF-7 and T-47D cells, *J Steroid Biochem Mol Biol*, 63(1-3), 1997, 29-36.
 20. Zhihong Ren, Zhuyan Guo, Simin Nikibin Meydani and Dayong Wu. White Button Mushroom Enhances Maturation of Bone Marrow -Derived Dendritic Cell and Their Antigen Presenting Function in Mice, *J Nutr*, 138(3), 2008, 544-550.
 21. Soler-Rivas C, Jolivet S, Arpin N, Olivier J M, Wichers H J. Biochemical and physiological aspects of brown blotch disease of Agaricus bisporus, *FEMS Microbiology Reviews*, 23(5), 1999, 591-614.
 22. Donker H C W, Braaksma A. Changes in metabolite concentrations detected by ¹³CNMR in the senescing mushroom (Agaricus bisporus), *Postharvest Biology and Technology*, 10(2), 1997, 127-134.
 23. Braaksma A, Schaap D J. Protein analysis of the common mushroom Agaricus bisporus, *Postharvest Biology and Technology*, 7(1-2), 1996, 119-127.

Please cite this article in press as: Navneet Kumar Verma *et al.* Agaricus bisporus (Fungi): chemical constituents and pharmacological activities-a review, *Asian Journal of Phytomedicine and Clinical Research*, 7(2), 2019, 82-87.